

PB PAGEZ EXAMS

END OF 1ST TERM EXAMINATION

SUBJECT: COMPUTING – BASIC FOUR (4)

Name..... Date.....

SECTION: A

1. The raw facts which is yet to be processed is referred to as.....
 - a. Data
 - b. Information
 - c. Source
 - d. File
2.is a processed data.
 - a. Information
 - b. News
 - c. File
 - d. Source
3. The people, places, things or means that give us data is called.....
 - a. Computer
 - b. Parts of the computer
 - c. Sources of data
 - d. Computer storage
4. There are.....major sources of data.
 - a. Two
 - b. Three
 - c. One
 - d. Four
5.means transferring information from one device to another.
 - a. Receiving information
 - b. Loading information
 - c. Storing information
 - d. Sending information
6. The situation where a transmitted information reaches the intended source is referred to as.....
 - a. Storing information
 - b. Loading information
 - c. Sending information
 - d. Receiving information
7.is used in sending or receiving information.
 - a. Memory chip
 - b. Bluetooth
 - c. Bucket
 - d. Disk drive
8. The devices used in sending or receiving information are called.....
 - a. Gadgets
 - b. Equipment
 - c. Xender
 - d. Vehicles
9. Exchange of information between people is referred to as.....
 - a. Moving of information
 - b. Receiving information
 - c. Sending information
 - d. Sharing of information
10.provides a wide range of information.
 - a. Newspaper
 - b. Instagram
 - c. Internet
 - d. Facebook
11. E-mail stands for.....
 - a. Electric mail
 - b. Elastic mail
 - c. Electic mail
 - d. Electronic mail
12. SMS stands for.....
 - a. Some Message Storage
 - b. Smart Medium Storage
 - c. Short Medium Service
 - d. Short Message Service
13. All the following are sources of data or information except.....
 - a. Newspaper
 - b. Instagram
 - c. Skype
 - d. Radio
14. The.....is a hand-held input device used to click on icons and buttons on the screen.
 - a. Computer
 - b. Keyboard
 - c. Mouse

- d. Monitor
15. The compound of the computer used to enter letters, numbers and symbols is called.....

- a. Keyboard
b. Mouse
c. Monitor
d. Hard disk

The table below represents a class exams score sheet. Use the data found in it to answer questions 16 – 20.

Name	English	Maths	Science	ICT	Social	Total	Average	Position
Adu	90	85	78	91	78	422	84.4	1 st
Abiba	75	72	74	87	85	393	78.6	3 rd
Bonsu	67	75	78	82	76	378	75.6	5 th
Dede	68	82	83	86	72	392	78.4	4 th
Amartey	85	74	80	90	84	413	82.6	2 nd

16. What is the highest total score?
a. 393
b. 378
c. 413
d. 422
17. How many learners took the exam?
a. 5
b. 8
c. 4
d. 6
18. Which student was first?
a. Dede
b. Adu
c. Amartey
d. Bonsu
19. What was Dede's average score?
a. 80.6
b. 75.6
c. 78.4
d. 78.6
20. Which learner had the least total score?
a. Abiba
b. Dede
c. Adu
d. Bonsu
21. Which of the following is not an ICT tool?
a. Radio
b. Thermometer
c. Television
d. Car
22. Computer is made up of.....main components.
a. 3
b. 2
c. 4
d. 1

23.is used for watching programmes, news, documentaries.
a. Microwave oven
b. Mobile phone
c. Television
d. Radio
24. Computer is made up of.....
a. Hardware component and software component
b. Input device and output device
c. Monitor and system unit
d. Storage device and processing device
25. The computer equipment used to enter data into the computer are called.....
a. Input devices
b. Output devices
c. Storage devices
d. Processing devices
26.is a key on the keyboard.
a. Left button
b. Right button
c. Scroll
d. Space bar
27. We clean ICT tools to.....
a. Live long
b. Increase the lifespan of the ICT tools
c. Make ICT tools light in weight
d. Attract customers
28. We use.....to clean dirt and dust that settled between keyboard keys.
a. Broom
b. Sponge
c. Brush
d. Pumb
29. The main source of data can be grouped into.....

- a. Primary and secondary
- b. Input and output
- c. Hardware and software
- d. Storage and processing

30. We can use data from both sources to be processed into something useful.
- a. True
 - b. False
 - c. None of the above.

SECTION B

Answer any THREE (3) questions from this section

1.a. What are sources of information?

.....

.....

b. State **five** (5) sources of information.

.....

.....

c. Differentiate between data and information.

.....

.....

2. Teacher writes the ages of class four learners on the board according to sitting arrangements.

10	12	10	13	11	16	10	11
15	14	11	12	12	13	14	12
11	12	11	14	16	14	12	11
12	10	10	12	13	14	15	15

Use the data above to answer the questions that follows.

a. Tally the collected data sample.

Age	Tally	Number
10 years		
11 years		
12 years		
13 years		
14 years		
15 years		

b. What is the total number of learners in the class?

.....


c. What is the highest age?

.....

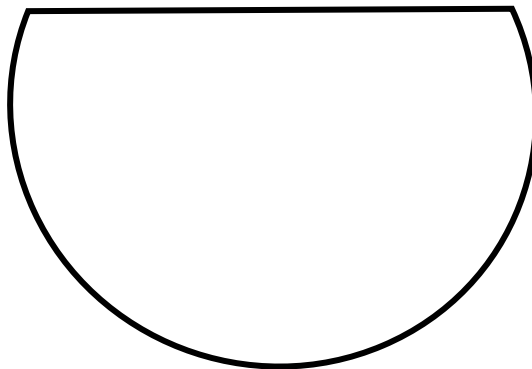
c. What is the least age?

.....

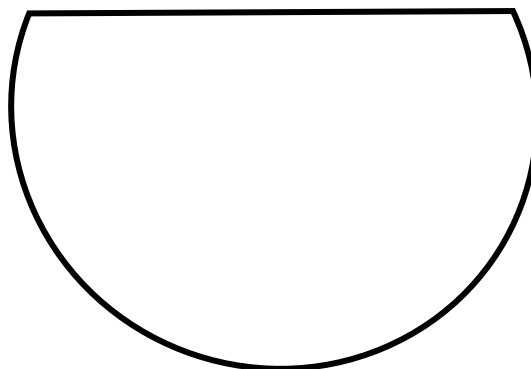
3. The bowl below contain some data. Sort them into the empty bowls labelled beneath them



a. Names of boys



b. Names of girls



4. Complete the table below.

Name	Uses
a.	They are used in storing information, doing research, sending and receiving information
Mobile phone	b.
Television	c.
Radio	d.

5.a. Draw the following digital systems

i. traffic light

ii. thermometer

iii. calculator

b. Differentiate between sharing and receiving of information.

.....

.....

.....

.....